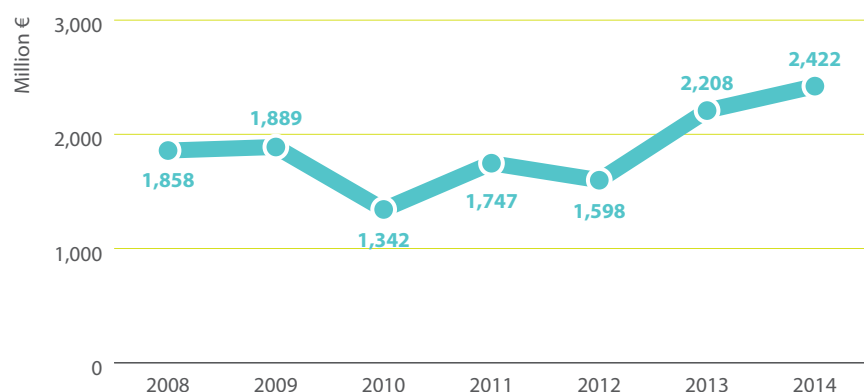


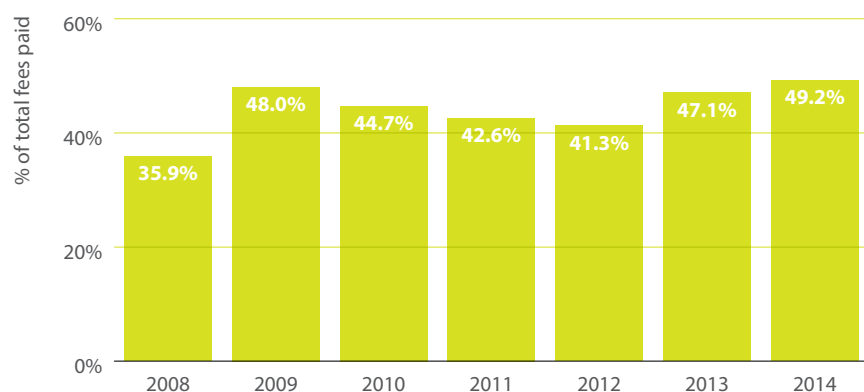
Big-5 Weekly Post

Transfer expenditure of big-5 league clubs [Summer transfer windows]

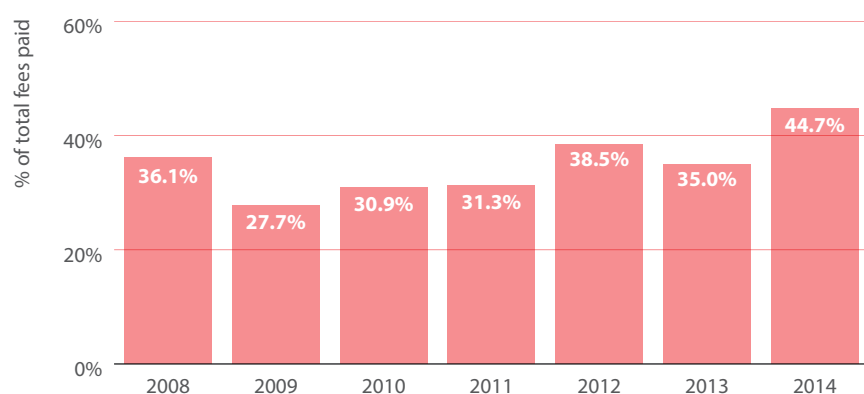
Total expenditure, 2008-2014



Transfer expenditure of the 10 most active clubs (%)



Transfer expenditure of English Premier League clubs (%)



Ranking by club, 2008-2014

	Million €
1. Real Madrid CF	750
2. Manchester City FC	733
3. FC Barcelona	611
4. Liverpool FC	466
5. Chelsea FC	431
6. Manchester United FC	425
7. Paris St-Germain FC	414
8. Tottenham Hotspur FC	384
9. Juventus FC	365
10. Arsenal FC	316
11. FC Bayern München	307
12. Internazionale Milano FC	291
13. AS Roma	288
14. SSC Napoli	283
15. Club Atlético de Madrid	273
16. Milan AC	231
17. FC Genoa 1893	213
18. AS Monaco	204
19. Olympique de Marseille	201
20. AC Fiorentina	196
21. Aston Villa FC	191
22. Sunderland AFC	188
23. Olympique Lyonnais	186
24. Borussia Dortmund	172
25. VfL Wolfsburg	167
26. Sevilla FC	162
27. SS Lazio	158
28. Southampton FC	146
29. Palermo US	140
30. Hamburger SV	140
31. Everton FC	138
32. Valencia CF	129
33. West Ham United FC	124
34. Stoke City FC	117
35. Newcastle United FC	106
36. Udinese Calcio	103
37. FC Schalke 04	99
38. Villarreal CF	95
39. Bayer 04 Leverkusen	91
40. Swansea City AFC	90